


**DL-500series**  
ELECTRONIC DIGITAL LEVEL

 **TOPCON**

**NEW**

# DL-502/503

ELECTRONIC DIGITAL LEVEL



**World's First  
"Wave-and-Read" Technology**



- ONE BUTTON TRIGGERS MEASUREMENT AND DATA STORAGE
- 0.6MM/0.8MM HEIGHT ACCURACY
- ADVANCED RAB CODE TECHNOLOGY
- PRE-INSTALLED MEASUREMENT PROGRAMS
- HEIGHT DIFFERENCE MEASUREMENT
- INVERSE STAFF READING FOR CEILING HEIGHT
- INTERNAL MEMORY

# It's time.

Topcon DL-500 series digital levels maximize work efficiency and minimize human errors, providing consistent measurement precision and speed regardless of operator's skill levels.

Incorporating cutting-edge Random-Bidirectional (RAB) coding technology and optimum digital processing algorithm, the DL-500 provides exceptional measurement accuracy, stability, and speed, under a variety of environmental conditions. Even when the staff surface is partially shaded, or in dim lighting conditions as low as 20 lux, one single button triggers measurement and the DL-500 instantly shows reliable results.

The world's first "Wave-and-Read" technology provides an additional survey style option that allows a rod person to wave the staff back and forth, instead of keeping the staff plumb.

Pre-installed measurement programs assist various leveling tasks and accompanied calculations. Internal memory stores the valuable data which can be directly transferred to a computer, eliminating human errors.



**DL-502/503**  
ELECTRONIC DIGITAL LEVEL

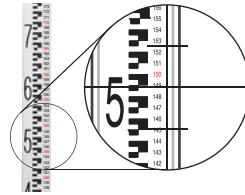


## Quick. Easy. Reliable. No Error. Less Fatigue.



### Single Button Operation!

After focusing on the staff, just press one button. The DL-500 reads height and distance, and stores data. Digital technology eliminates misreading and reduces operator's eye fatigue.



Auto levels require you to read the graduations on the staff with your own eye.



DL-500 electronically reads the code and displays the results in 3 seconds.



### High Accuracy! 0.6mm/0.8mm

Two models are available for different accuracy requirements.

DL-502: 0.6mm (Invar staff), 1.0mm (fiberglass staff)  
DL-503: 0.8mm (Invar staff), 1.5mm (fiberglass staff)



### Maximum Reliability! Field-proven Compensator

Incorporating field-proven pendulum compensator with magnetic damping system, the DL-500 provides stability you need when working on busy roads or bridges subject to vibrations.



### Measures Ceiling Height! Inverse Staff Reading

RAB Code staff can be read in inverse position. This feature dramatically facilitates height measurement of ceilings, tree branches, road signs, bridges, tunnel crowns, and other structures.



### "Wave-and-Read" The World's First Technology

DL-500 tracks the RAB Code staff waved back and forth, and automatically reads the correct height. The staff reading becomes the minimum when it stands vertically. The DL-500 automatically finds the least value of staff readings.

This world's first technology allows for error-free readings of waved staffs, while dramatically reducing operator's eyestrain.

# Digital Technology Speeds Up All Leveling Tasks!



## Practical Measurement Programs! No Need for Calculators

Onboard programs support various measurements such as elevation, height difference, ceiling height, as well as cut/fill and stakeout in horizontal distance.

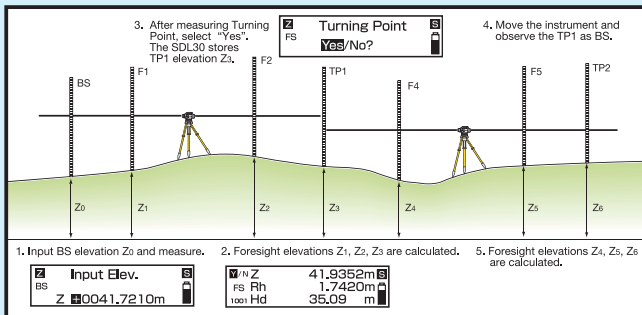


## Internal Memory and Easy Data Transfer!

DL-500 stores up to 2,000 measurement data. The "DL TOOL" software transfers data to a computer in CSV format.

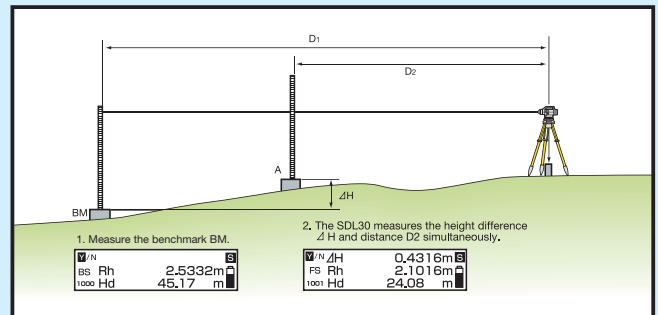
\* DL TOOS is available at the Topcon websites.

## Elevation



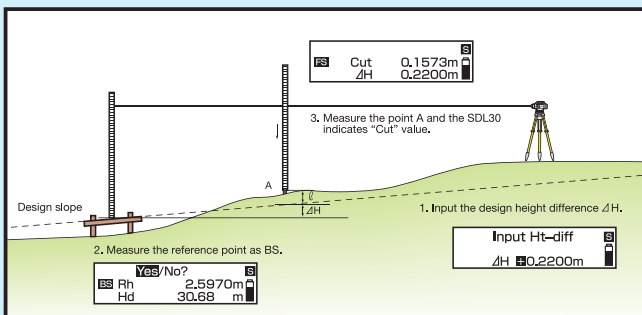
Calculates elevation of foresight (FS) with reference to the backsight (BS) elevation. Elevation of turning point (TP) is used for a new backsight, allowing for consecutive leveling.

## Cut and Fill



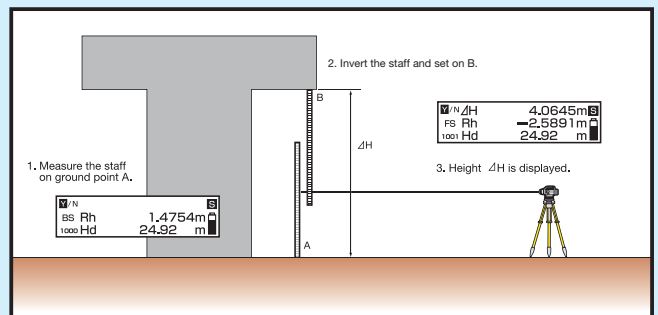
Cut and fill stakeout facilitates slope works. Measurement can be taken with 0.1mm or 1mm (0.001ft. or 0.01ft.) resolutions.

## Height Difference



Automatically displays the height difference between backsight (BS) and foresight (FS) in 0.1mm (0.001/0.01ft.) unit.

## Ceiling Height



Two measurements provide a ceiling height; one with a staff placed on the ground, the other with an inverted staff put onto the ceiling. Elevation of ceiling can also be calculated with reference to the benchmark elevation.

## Optional Accessories

### BIS30 Invar RAB-code staff

BIS30	
<b>Length</b>	3m (10ft.)
<b>Weight</b>	5.5kg (12.2 lb.)
<b>Number of section</b>	1
<b>Linear expansion</b>	1ppm/°C

### BGS40A Fiberglass RAB-code staff

BGS40	
<b>Length</b>	4m (13ft.)
<b>Weight</b>	2.4kg (5.3 lb.)
<b>Number of section</b>	3

· GS20L rod level included.

### BAS55 Aluminum RAB-code staff

BAS55	
<b>Length</b>	5m (16.4ft.)
<b>Weight</b>	1.9kg (4.2 lb.)
<b>Number of section</b>	5 (telescopic)

### F-4/F-24 Interface cable

Connects the DL-500 and PC.

## Standard configuration



DL-502/503 Digital Level unit	Hex wrench
BDC46B Li-ion battery	Vinyl cover
CDC68 charger	User manual
EDC113AC power cable	Carrying case



#### TOPCON CORPORATION

75-1 Hasunuma-cho, Itabashi-ku, Tokyo 174-8580, Japan  
Phone: (+81)3-3558-2947 Fax: (+81)3-3960-4214  
www.topcon.co.jp

#### TOPCON CORPORATION DUBAI OFFICE

P.O.Box 293705, Dubai Airport Free Zone L.L.U. J-12,  
Dubai, U.A.E.  
Phone : (+971)4 2995900 Fax : (+971)4 2995901  
Email : marketing@topcongulf.com  
Web : www.topcon.co.jp (Corporate Info)  
www.topconpositioning.com (Product Info)

Specifications subject to change without notice

©2010 Topcon Corporation All rights reserved.

## SPECIFICATIONS

Telescope	DL-502	DL-503
Magnification	32X	28X
Objective aperture	45mm (1.78in.)	36mm (1.42in.)
Resolving power	3"	3.5"
Field of view		1°20"
Minimum focus		1.5m (5.0ft.)
Image		Erect
Stadia ratio		100
Compensator		
Type	Pendulum compensator with magnetic damping system	
Working range	±15'	
Height measurement		
Accuracy (standrd deviation for 1km double run leveling)		
Electronic reading		
Invar staff	0.6mm	0.8mm
Fiberglass staff	1.0mm	1.5mm
Optional reading	1.0mm	2.0mm
Measuring range	1.6 to 100m (5.3 to 328ft.)	
Measuring time		
Fine	3 sec. (single/continuous/average)	
Tracking	1 sec.	
Least count	0.0001/0.001m, 0.001/0.01ft., 1/8in.	
Minimum brightness condition	20lx. at the staff surface	
Distance measurement (D=measuring distance)		
Accuracy		
D≤10m	±10mm (±0.4in.)	
10m<D≤50m	±0.1%×D	
50m<D	±0.2%×D	
Least count	0.01/0.1m, 0.1/1ft., 1in.	
User interface		
Display	128×32 dot matrix LCD with backlight	
Keyboard	8 keys (7 on front panel, 1 on side panel)	
Circular level sensitivity	10'/2mm	
Measurement program		
Single / Continuous / Average / Elevation / Height difference / Cut & Fill / Stakeout distance		
Data storage		
Internal memory	2,000 points	
JOB	Max. 20 jobs	
Data output format	CSV	
Interface		
RS-232C		
Environmental		
Water resistance	IPX4 (IEC 60529:2001)	
Operating temperature	-20°C to 50°C (-4°F to 122°F)	
Storage temperature	-40°C to 70°C (-40°F to 158°F)	
Others		
Power supply	BDC46B (Li-ion battery, 7.2V)	
Operating time	Approx. 16 hours	
Weight (including battery)	2.4kg (5.3 lb.)	
Size	257(D)×158(W)×182(H) (10.1×6.2×7.2in.)	

Your local Authorized Topcon Dealer is: